



Copilot in PowerPoint



Speaker: Megan Bradford
MS Room Buddy: Neav Abramov
NC Room Buddy: Dennis Hawley

Agenda

01

What is a Copilot?

02

M365 Copilot vs Copilot Chat

03

M365 Copilot in PowerPoint Demo

04

How to use Copilot Chat to Plan Presentations

05

Q&A



What is a Copilot?

An experience using **generative AI** to assist humans with **complex cognitive tasks**.

Chat using natural language (and code)

You determine, guide, and approve the output

Its value increases with complexity

Copilot is not Autopilot.



Copilot for Microsoft 365

Unlock productivity and unleash creativity

Natural Language



+



+



+



Microsoft Graph
- Your Data -

Microsoft 365
Apps

Large Language
Models

The Web
-default off-

Microsoft 365 Copilot

Embedded across Microsoft 365 apps



Introducing

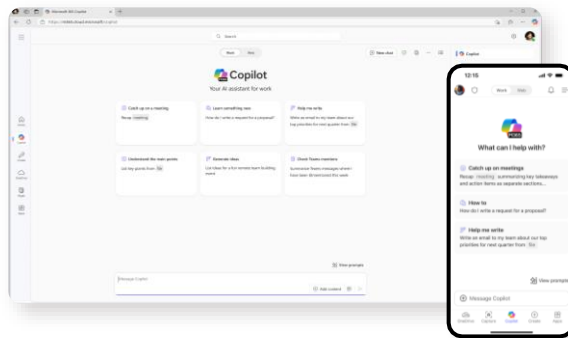


Microsoft 365 Copilot Chat



Microsoft 365 Copilot Chat GCC

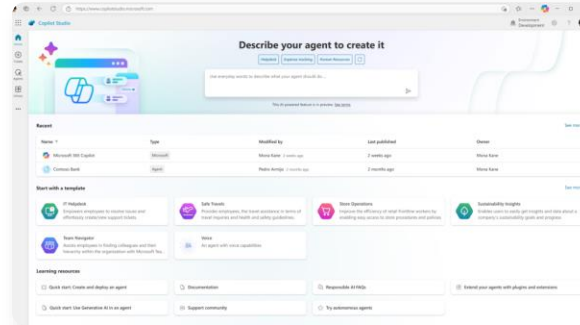
Bringing AI to everyone through a simple UI with chat and agents and solid ROI since you only pay for what you use.



Chat

Free, secure AI chat –
powered by GPT 4o

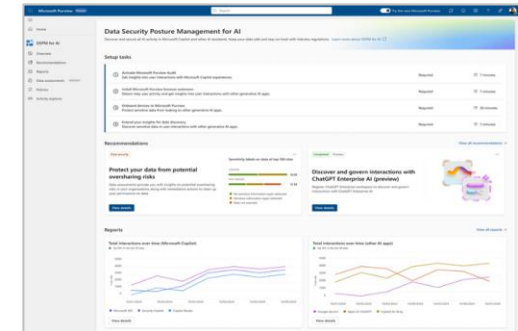
+



Agents (Coming Soon!)

Integrated into the chat experience and
paid for on a consumption basis

+



IT Controls

Enterprise Data Protection
and agent management

Enterprise Data Protection

Enterprise data protection (EDP) for Microsoft 365 Copilot ensures that your organization's data is secure, private, and compliant with various regulations. Here are some key aspects of EDP:

1. **Data Security:** Your data is protected with encryption both at rest and in transit. Microsoft employs rigorous physical security controls and ensures data isolation between tenants
2. **Privacy:** Microsoft does not use your data for any purpose other than what you instruct. This includes compliance with GDPR, the EU Data Boundary, and other privacy regulations.
3. **Access Controls:** Copilot respects your organization's identity model and permissions. It inherits sensitivity labels, applies retention policies, supports audit interactions, and follows administrative settings
4. **AI and Copyright Protection:** Microsoft safeguards against AI-related risks such as harmful content and prompt injections. Additionally, there are measures to detect protected material and address copyright concerns
5. **Data Usage:** Prompts, responses, and data accessed through Microsoft Graph are not used to train foundation models. This ensures that your proprietary data remains confidential and is only used to generate relevant responses within your organizational context

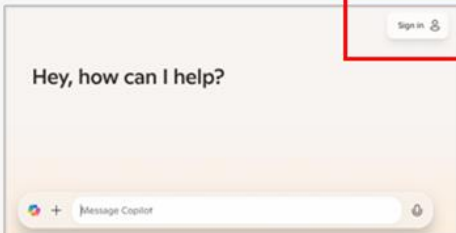
Enterprise Data Protection (EDP) terms and conditions and associated Product Terms are part of the existing pre-negotiated State Term Contract for Microsoft products, including M365 Copilot Chat.

[Enterprise data protection in Microsoft 365 Copilot and Microsoft 365 Copilot Chat | Microsoft](#)



Consumer Version

Copilot



What does this Copilot look like?

A basic chat and prompting experience, with an option to sign in (to get to Copilot Chat).

Who can use this Copilot?

Available to the Entire World

This is available to any user in the world, and there is no need to sign in to use it.

What data can this Copilot use?

Uses only Public Data

This free version of Copilot is only able to use knowledge that is publicly available on the web for any responses.

Where does this Copilot operate?


It is not recommended to use Public Copilot for any business purposes. It operates outside of your tenant and is not subject to any of your security and compliance policies.

Where do you use this Copilot?

- via Web Site (not signed in)
- via Edge Browser (not signed in)
- via M365 app on Windows (not signed in)

Enterprise Solutions

Copilot Chat



A more advanced chat experience once you have signed in, that gains a few more internal capabilities.

Available to All of Your Users

This is available to all internal users who have an M365 licenses (note, Copilot license is not required). Users must be signed in to use Copilot Chat.

Uses Public Data + some files per day*

This secure internal version of Copilot also uses public knowledge from the web. BUT users can upload a limited number of individual files directly into Copilot Chat*.

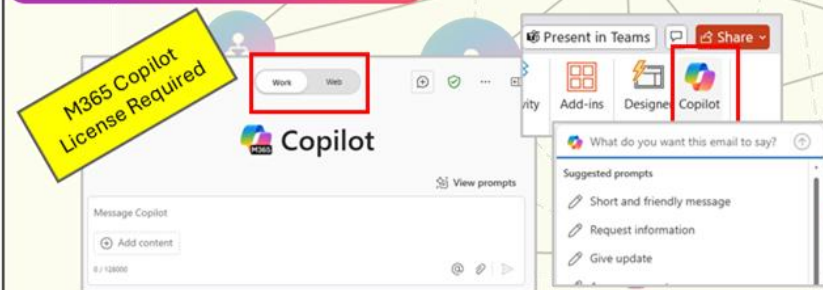
Operates inside of your M365 Tenant

Subject to your security and compliance policies, and allows for limited* use of Agents.

* Limits apply to non-licensed users, and subject to change.

- via Web, Edge, or Windows (when signed in)
- via Copilot Chat in Teams (when signed in)
- via Copilot Chat Button in Outlook (when signed in)
- via Copilot Chat Web Site (when signed in)

M365 Copilot



In addition to Copilot Chat, even more internal capabilities, and you'll also see Copilot buttons and skills throughout the different M365 apps.

Only Available to Your Copilot Licensed Users

Only users who specifically have the M365 Copilot license will be able to use these features. Users must be signed in to use Copilot Chat and the Copilot capabilities throughout the M365 apps.

Uses Public Data + YOUR Content

Along with Copilot Chat (which adds the ability to use internal knowledge), enables AI productivity skills with unlimited analysis of your emails, files, meetings, calendar, and internal content.

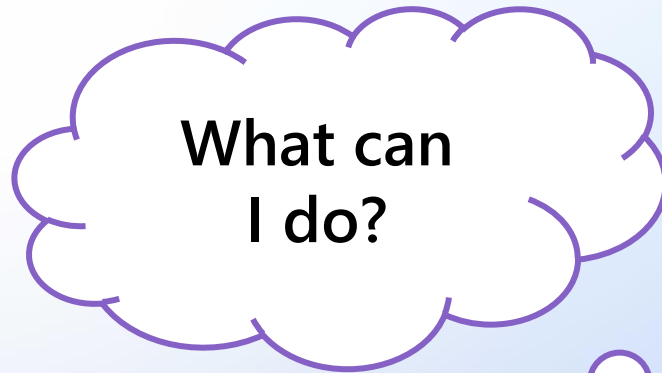
Operates inside of your M365 Tenant + Apps

Subject to your security and compliance policies, and allows for wide scale use of Agents.


- via Web, Edge, or Windows (when signed in)
- via Copilot Chat buttons (when signed in)
- via all the Microsoft 365 Office and Cloud Apps (new capabilities continuing to roll out)

The Biggest Limitation is You

Imagination



Prompt Engineering Skills

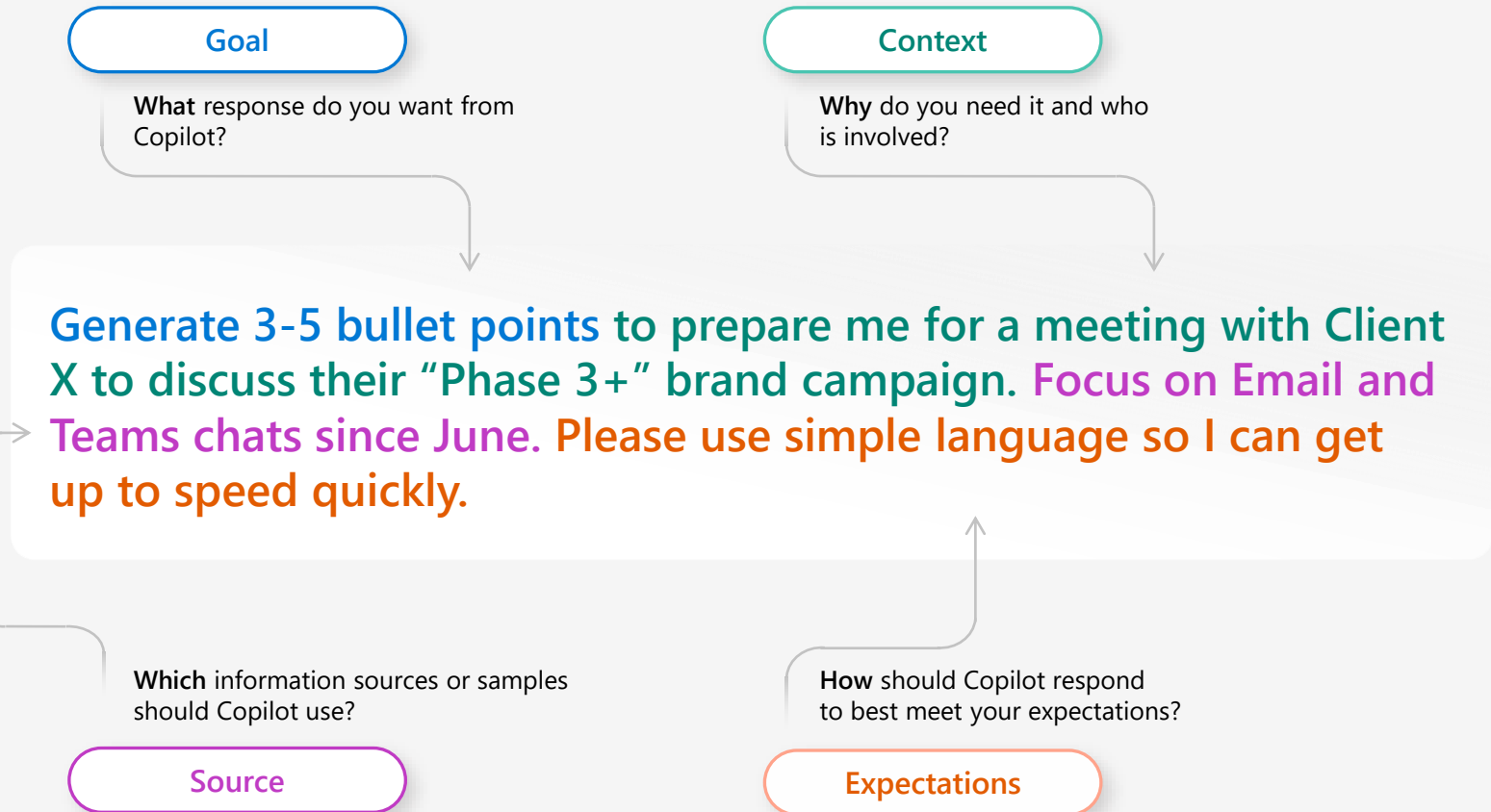


The art and science of prompting



To get the best response, it's important to focus on some of the **key elements** when phrasing your Copilot prompts.

Include the right prompt ingredients



The art and science of prompting



Following up on your prompts helps you collaborate with Copilot, to gain more useful, tailored responses.

3. Keep the conversation going



Generating content ideas

Lead with broader requests, then give specific details about the content.



Enabling insightful meetings

Request a meeting recap, then ask for more information about what you should know.



Storytelling assistance

Ask Copilot to write a story, then guide it by giving more specific, relevant details.



Gaining insights

Ask for a summary of a specific file, then ask relevant questions to gain deeper insights.



Translating languages

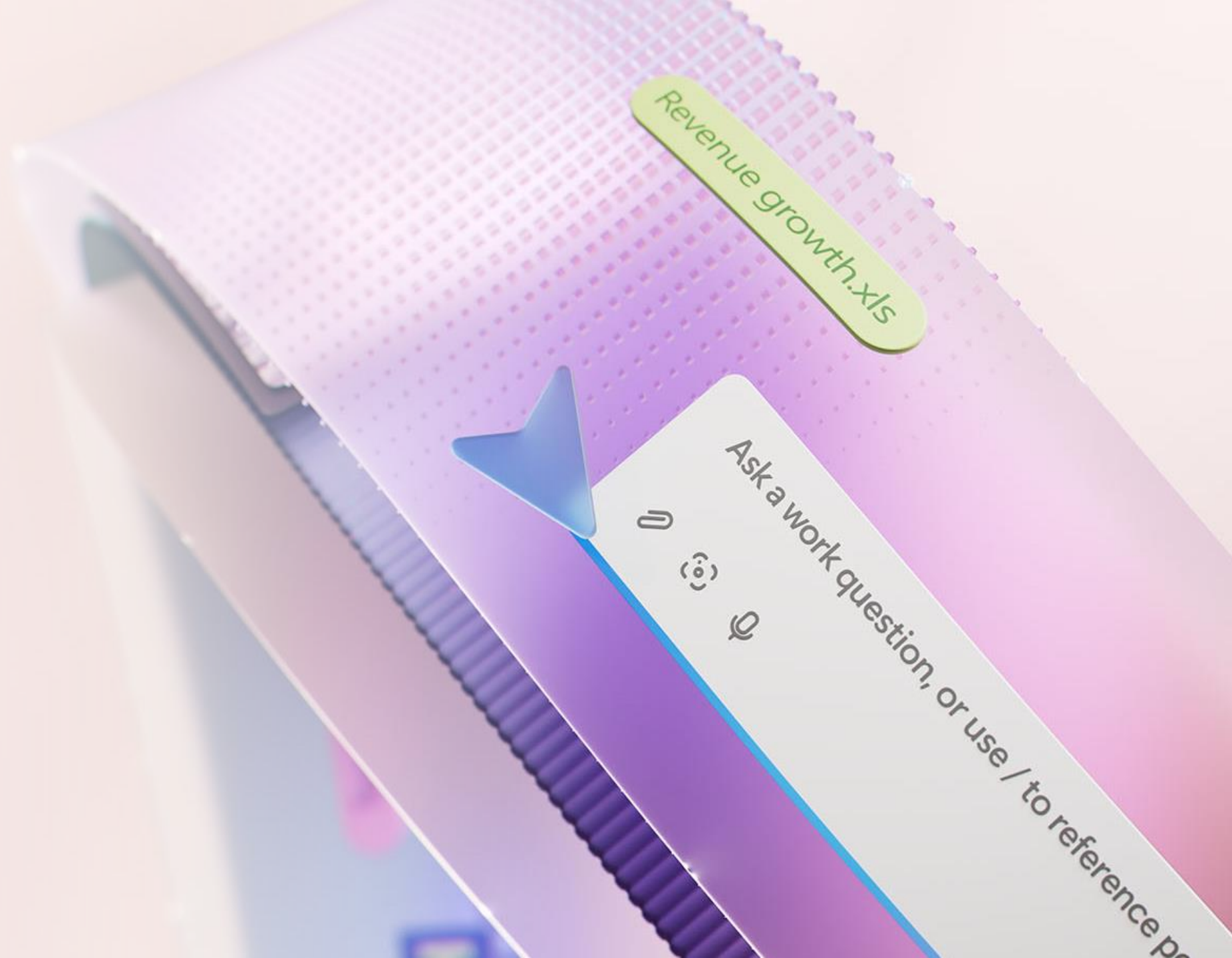
Ask Copilot to translate a sentence to one of the supported languages, then ask for more context or a regional dialect.



Solving technical problems

Present a technical problem, then narrow it down, or ask for step-by-step guidance.

Demo



Thank you!

Please fill out the survey

<https://aka.ms/NCDIT>

NC DIT Innovation Summit Follow-
Up

